

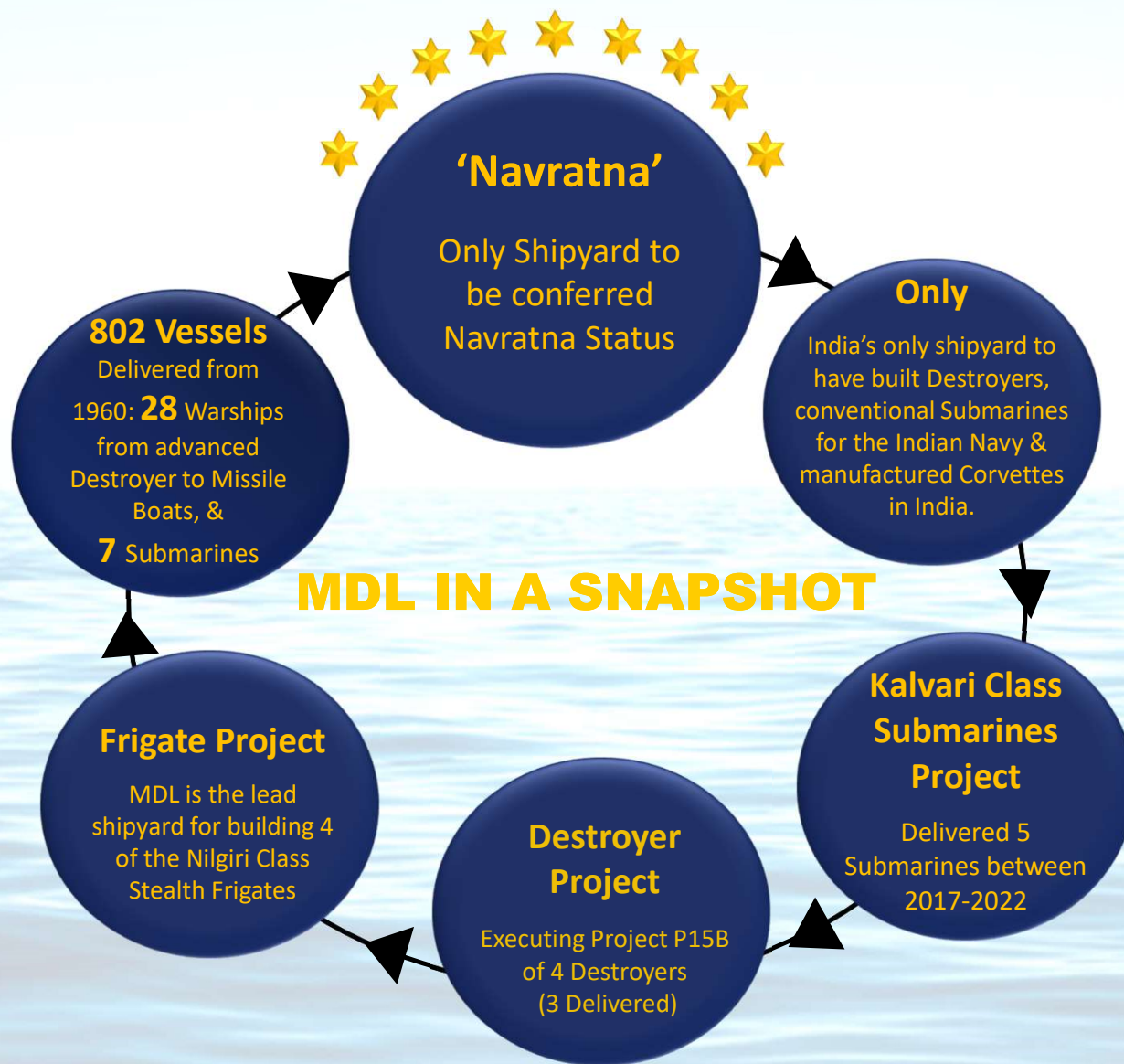


**MAZAGON DOCK SHIPBUILDERS LIMITED**  
**INVESTOR PRESENTATION**  
**SEPTEMBER 2024**  
**FY 2024-25**

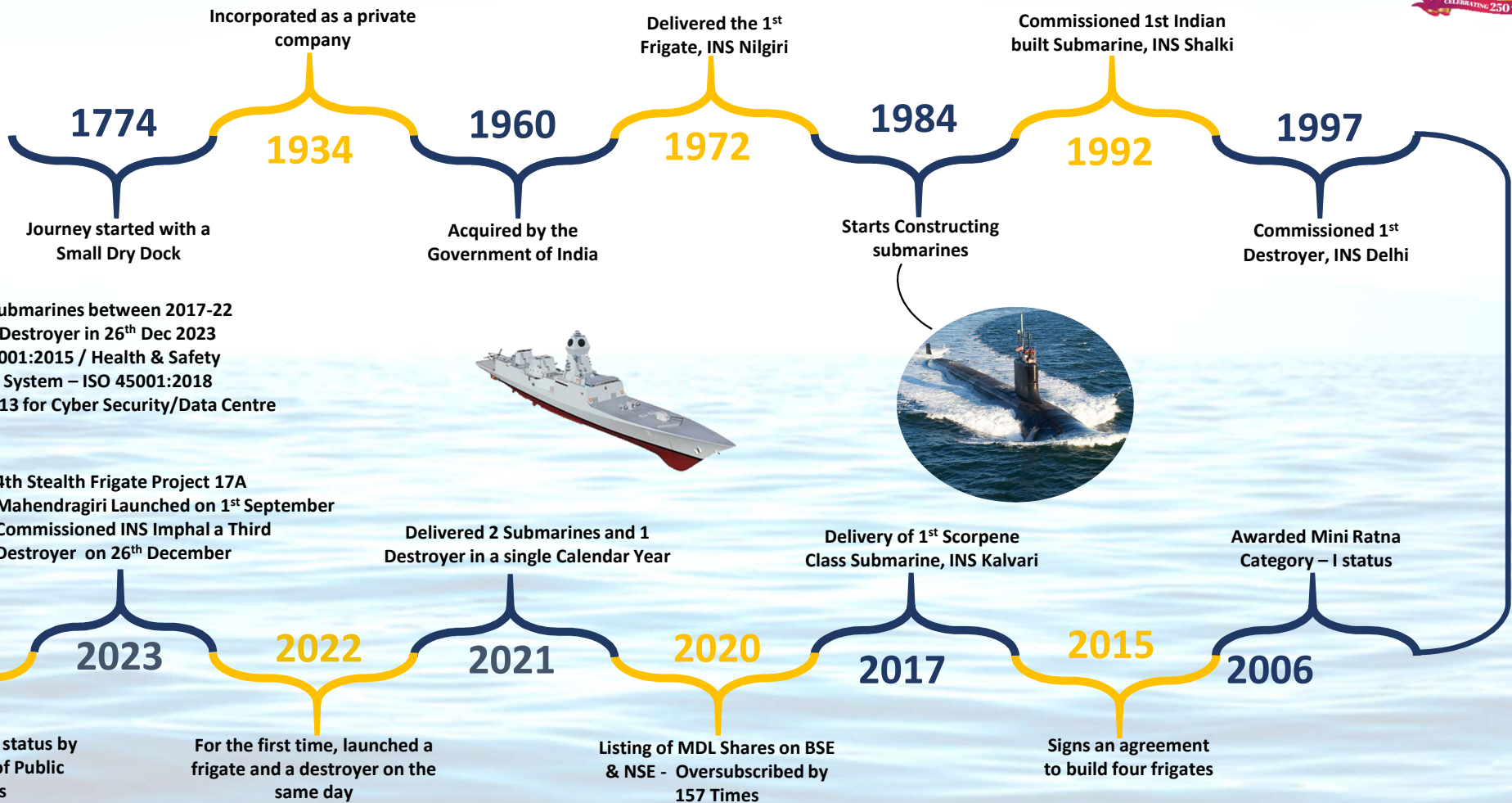


# MDL OVERVIEW





# THE PROUD JOURNEY SO FAR



- Delivered 5 Submarines between 2017-22
- Delivered 3<sup>rd</sup> Destroyer in 26<sup>th</sup> Dec 2023
- EMS ISO – 14001:2015 / Health & Safety Management System – ISO 45001:2018
- ISO 27001:2013 for Cyber Security/Data Centre



# STRENGTH OF THE COMPANY



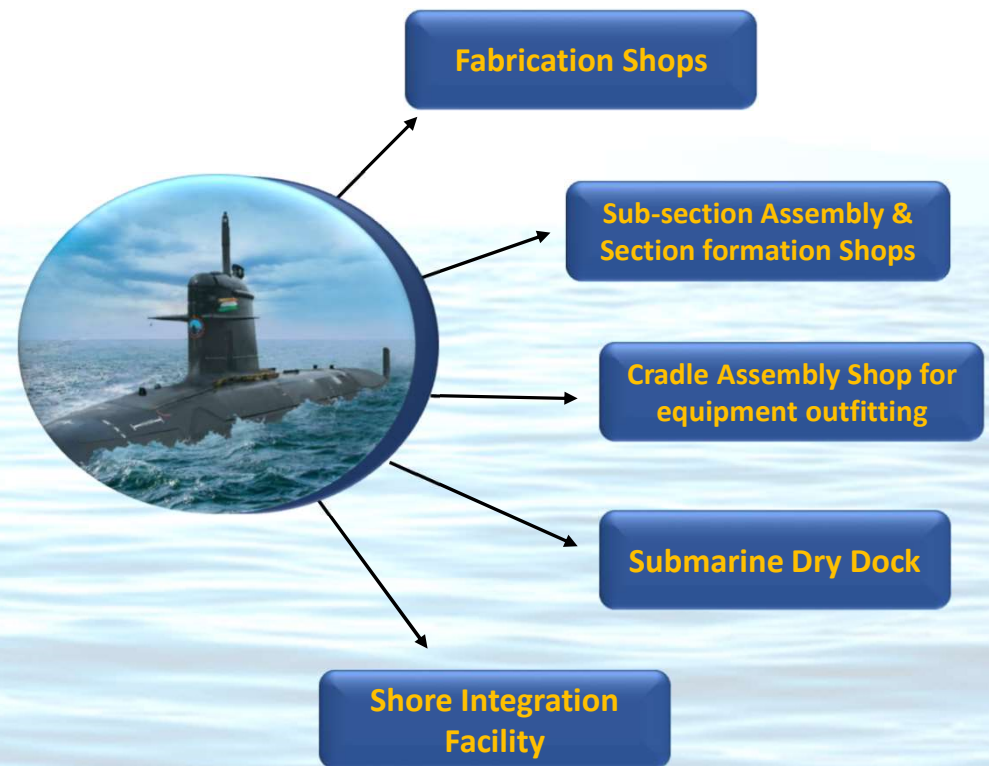
# WORLD- CLASS INFRASTRUCTURE



## Shipbuilding Division:



## Submarine Division:



## DIVERSE AND DISTINGUISHED MARITIME PROFILE



### • Naval Platforms

- Destroyers
- Conventional Submarines
- Frigates
- Corvettes
- Missile Boat
- Offshore Patrol vessels
- Floating Border Outposts



### • Merchant Ships

- General Cargo Vessel
- Multipurpose Support Vessel
- Offshore Supply vessel
- Tugs
- Dredgers
- Passenger cum Cargo Vessel
- Water tankers
- Barges
- Trawlers
- Windmill towers Pontoons



### • Oil Sector

- Offshore Platforms
- Jack-up rigs
- Subsea Pipe laying



# FINANCIAL PERFORMANCE HIGHLIGHTS

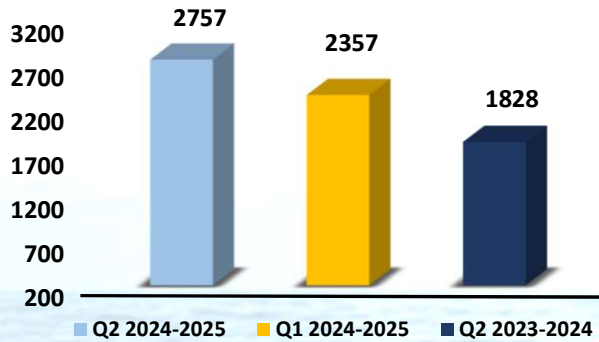




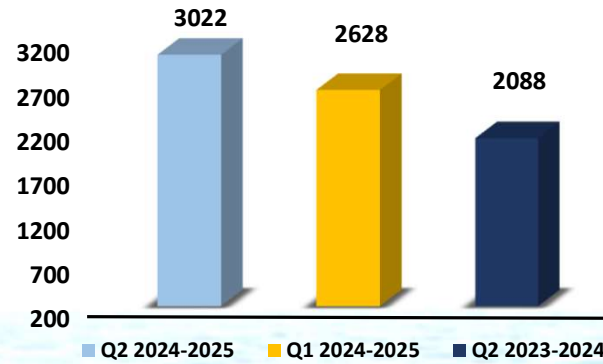
# QUARTERLY PERFORMANCE (STANDALONE) Q2 OF FY 2024-25



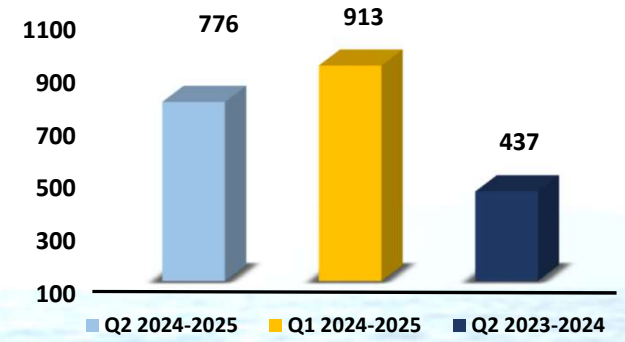
Revenue from Operation (₹ in Cr)



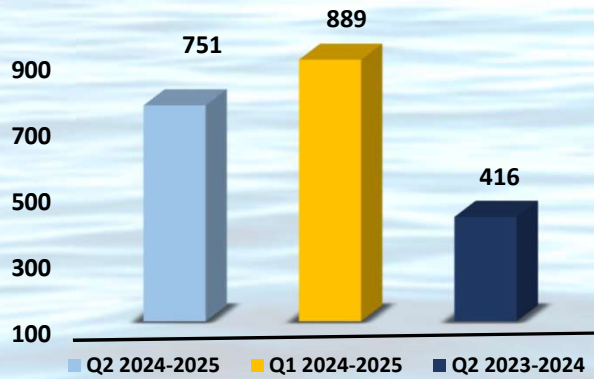
Total Income (₹ in Cr)



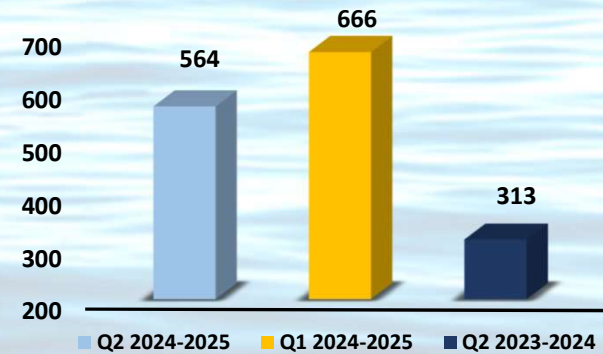
EBITDA (₹ in Cr)



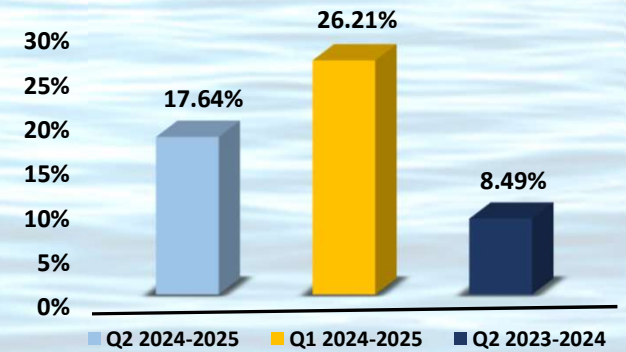
PBT (₹ in Cr)



PAT (₹ in Cr)



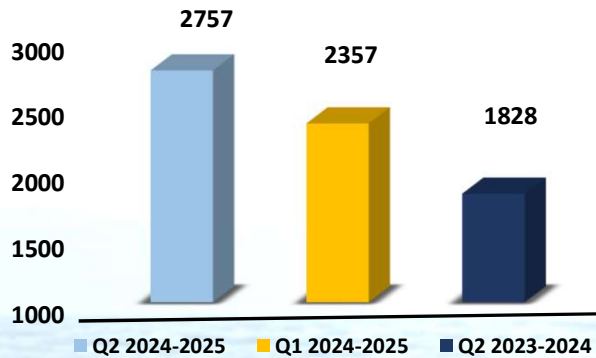
Operating Margin (in %)



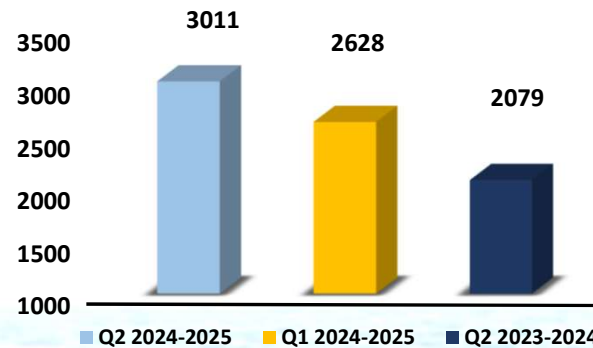
# QUARTERLY PERFORMANCE (CONSOLIDATED) Q2 OF FY 2024-25



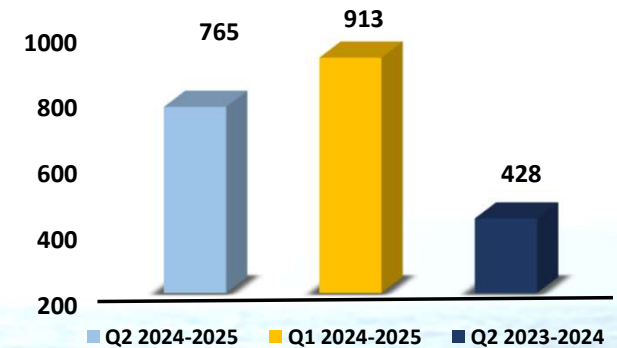
Revenue From Operation (₹ in Cr)



Total Income (₹ in Cr)



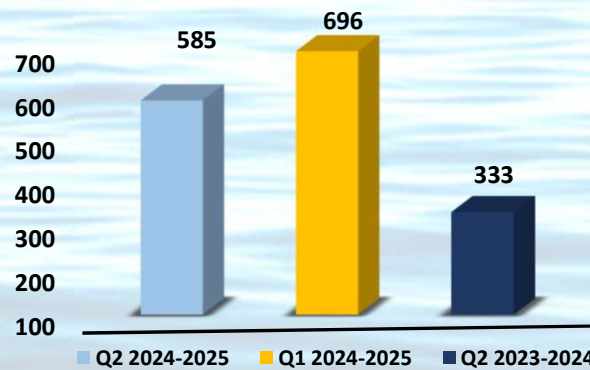
EBITDA (₹ in Cr)



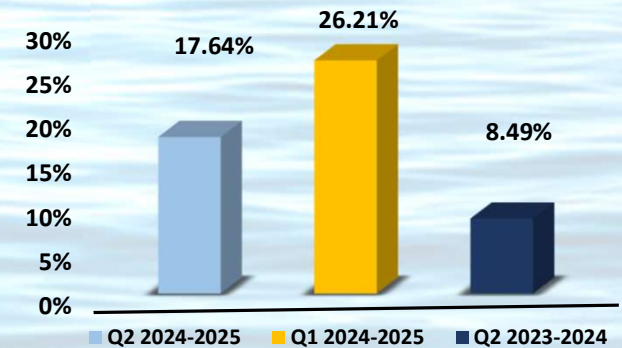
PBT (₹ in Cr)



PAT (₹ in Cr)



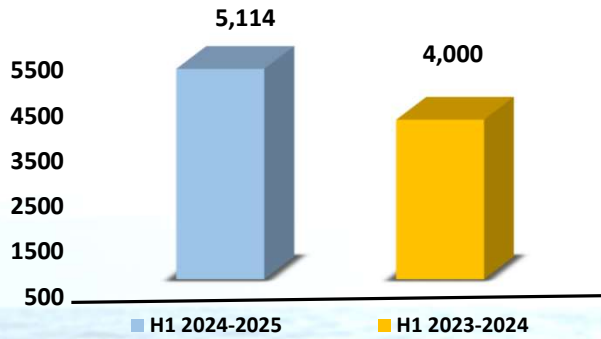
Operating Margin (in %)



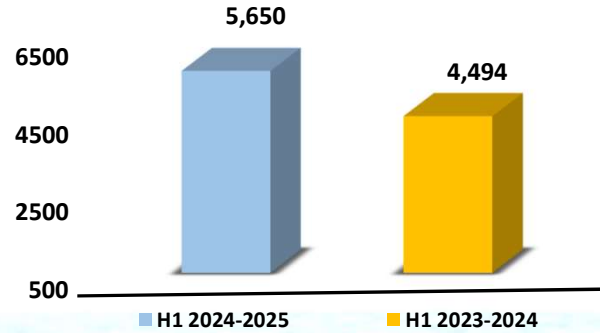
# HALF YEARLY PERFORMANCE (STANDALONE)



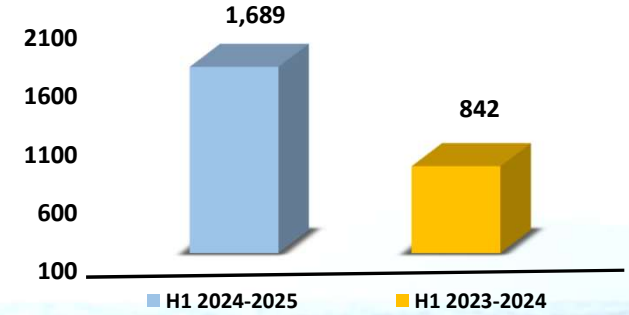
### Revenue From Operation (₹ in Cr)



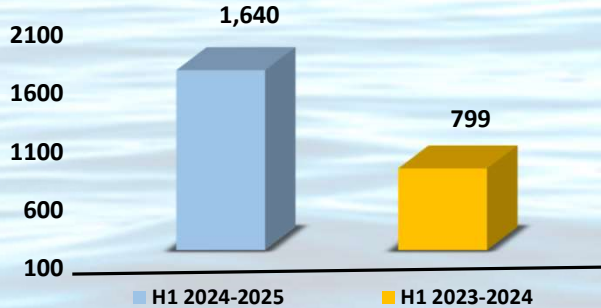
### Total Income (₹ in Cr)



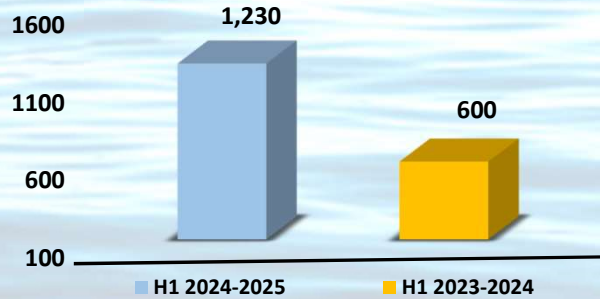
### EBITDA (₹ in Cr)



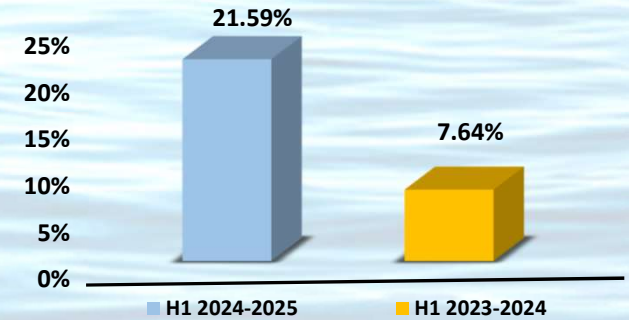
### PBT (₹ in Cr)



### PAT (₹ in Cr)



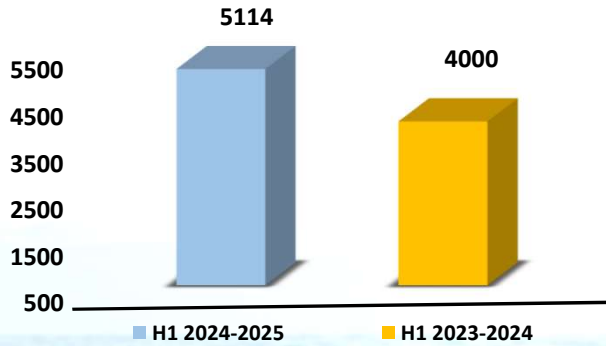
### Operating Margin (in %)



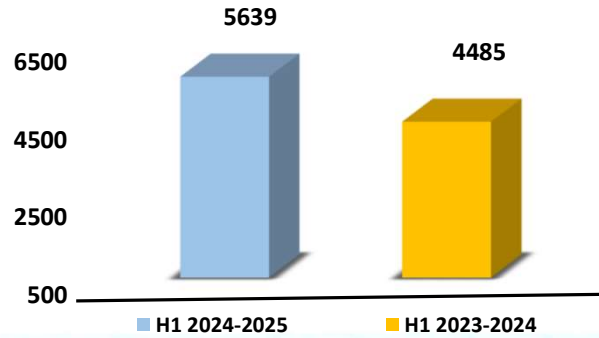
# HALF YEARLY PERFORMANCE (CONSOLIDATED)



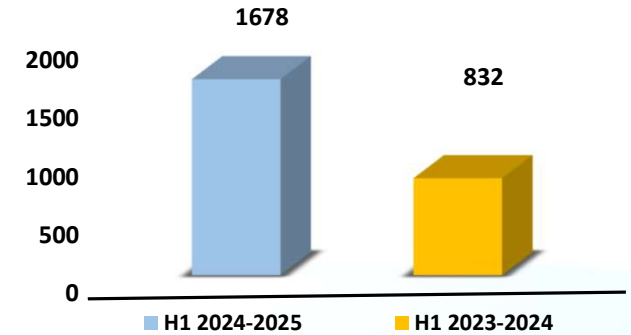
### Revenue from Operation (₹ in Cr)



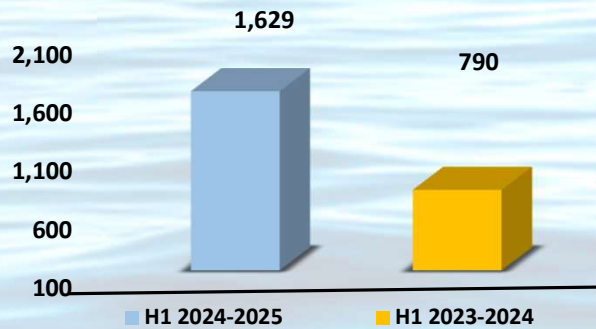
### Total Income (₹ in Cr)



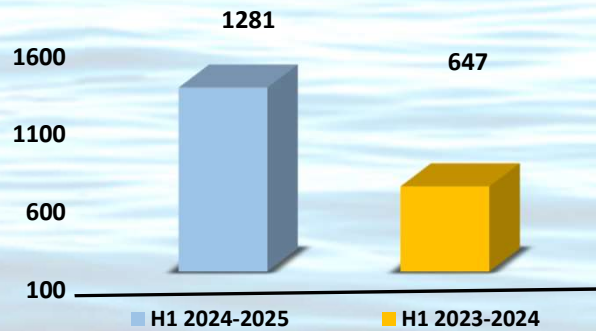
### EBITDA (₹ in Cr)



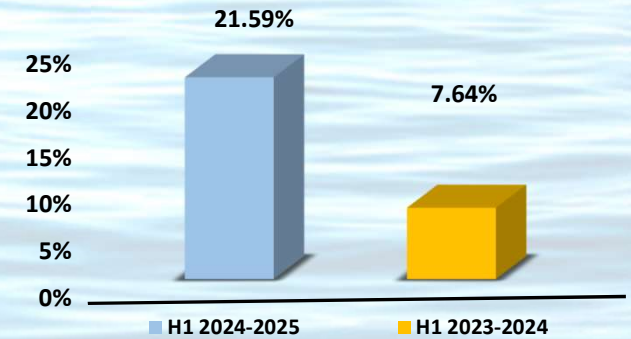
### PBT (₹ in Cr)



### PAT (₹ in Cr)



### Operating Margin (in %)



# STRONG ORDER BOOK



Particulars		Project Value (INR Cr)	Nos. (Contracted)	Client	Balance (INR Cr)	Nos. (Pending to be delivered)
Shipbuilding	P15B Destroyers	32059	4	MOD	8841	1
	P17A Stealth Frigates	26898	4	MOD	15569	4
	ICGS (CTS,NGOPV,FPV)	2874	21	ICG	2867	21
	Multipurpose Hybrid Powered Vessel	715	6	European	705	6
Submarine and Heavy Engineering	P75 Kalvari Submarines	29415	6	MOD	3531	1
	Medium Refit and Life Certification (MRLC) of Submarines	2347	1	MOD	2004	1
	ONGC (PRPP, DSF II & PRP 8 Grade A)	6524	3	ONGC	6255	3
	Others	160	-	-	100	-

## Shipbuilding



P17A Stealth Frigates



P15B Destroyer

## Submarine & Heavy Engineering



P75 Kalvari Submarines

**Total Order Book as on , 30<sup>th</sup> September 2024**

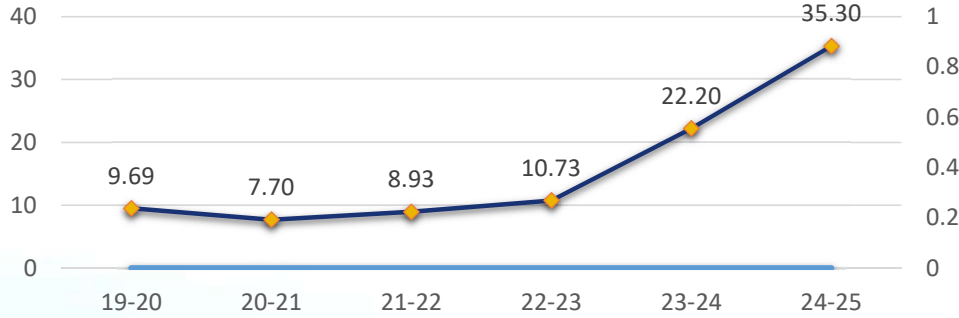
**39872**

**\* Balance Order book is including pending work of delivered vessels**

## Dividend Distribution



### Dividend Paid Per Share



**MDL has declared interim dividend of Rs. 467.72 crore for FY 2024-25**  
**Total Interim Dividend** declared by MDL for FY 2024-25; **Rs.467.72 crore** i.e. **Rs.23.19 per share (231.90% of face value Rs.10)**, which is **the highest ever.**

The last 5 years dividend distribution data on Declared and Paid basis is as under:

Financial Year	Dividend (Declared Basis)		Dividend (Paid Basis)	
	Dividend declared for the year	Dividend per share	Dividend paid during the year	Dividend per share
24-25	467.72(Interim)	23.19	711.97	35.30
23-24	553.64	27.45	447.75	22.20
22-23	321.90	15.96	216.41	10.73
21-22	176.08	8.73	180.11	8.93
20-21	146.02	7.24	155.28	7.70
19-20	207.51	9.26	217.16	9.69



MDL handed over Interim dividend of Rs.396.76 Cr. for FY 2024-25 and Final dividend of Rs.207.19 Cr. for FY 2023-24 cheques to Hon'ble RM Shri Rajnath Singh.



# MAJOR AWARDS



## MAJOR AWARDS



MDL has won the 11th National Awards for Excellence in CSR & Sustainability in the field "Concern for Health" on 20th Sep 2024 at Bengaluru.



## MAJOR AWARDS



MDL has received the Dun & Bradstreet Public Sector Excellence Award 2024 under "Defence Production (CPSU)" category.

# MAJOR AWARDS



MDL Awarded Global Inclusion Award 2024 under  
“ DEI Power Champion”



# MAJOR EVENTS



## MAJOR EVENT



Mazagon Dock Shipbuilders (MDL) has received a Notification of Award of Contract on 08 August 2024 from Oil & Natural Gas Corporation (ONGC) for Wellhead Platform and Associated Pipeline Project (DSF-II) on EPC reimbursable basis (OBE) at the ceiling price of Rs 4,676.32 crore.

## MAJOR EVENTS



MDL received a work contract on 5<sup>th</sup> September, 2024 from Oil and Natural Gas Corporation Ltd (ONGC) for the Pipeline Replacement Project 8 Group A (PRP 8 Group A) at the ceiling price of Rs 1486.40 Crores.

## MAJOR EVENTS



MDL started production of First Multi-support Cargo Vessel for Navi Merchants, Denmark.

## MAJOR EVENTS



MDL Took Over a Charge Certificate of MbPA land.

## OTHER EVENTS



Tree Plantation at Anik Chembur “Ek Ped Maa Ke Naam”.





THANK YOU

